
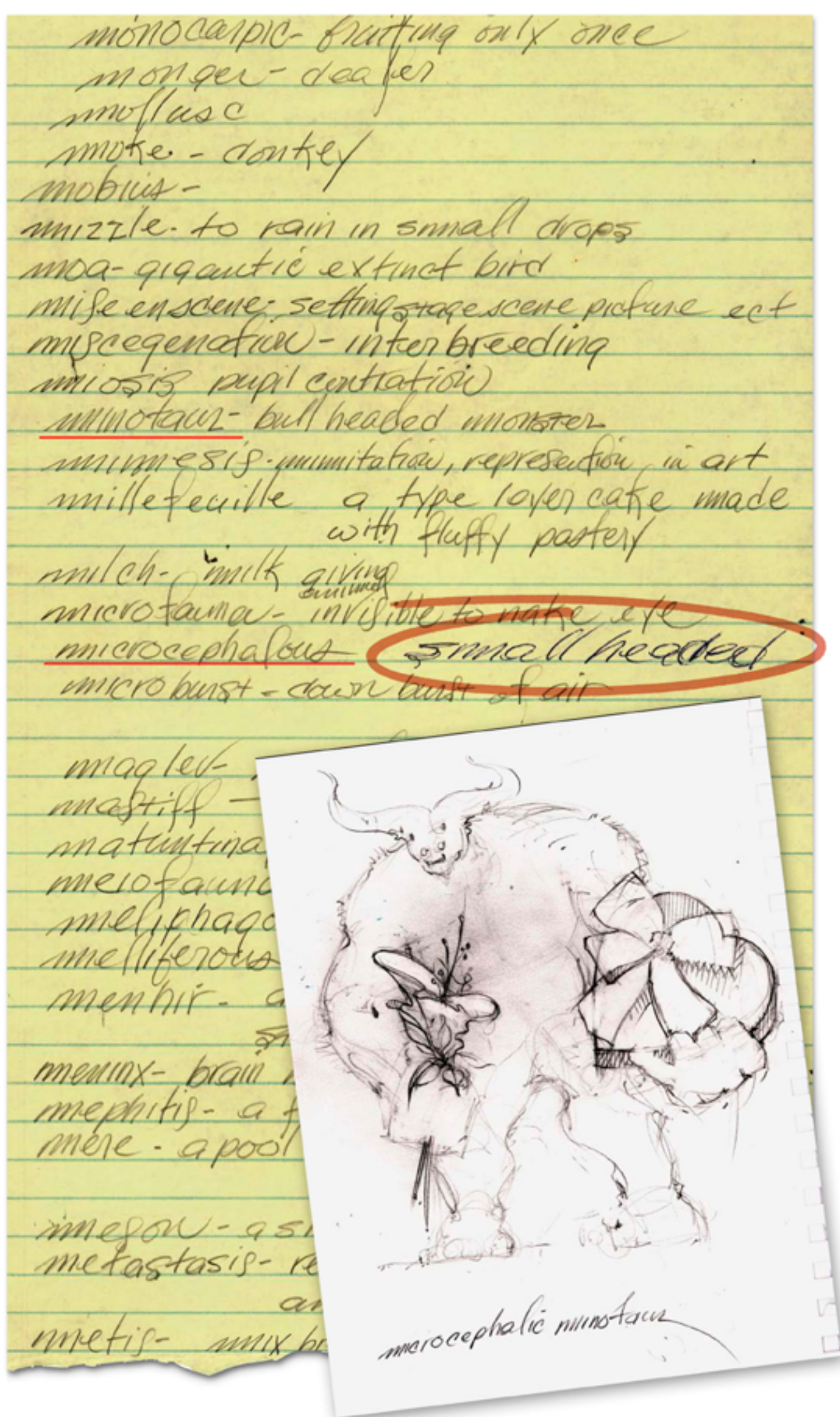



# The Daedal Doodle Scholarship for Creative Drawing



## microcephalic minotaur

**Microcephalic**, /mahy-kroh-suh-fal-ik/ *adj.* Abnormally small-headed.

**Minotaur**, /min-uh-tawr/ *n.* The bullheaded monster in the Cretan Labyrinth.

**Cretan Labyrinth**, /kreet-n/ /lab-uh-rinth/ *n.* A maze consisting of a single path winding back and forth to a center point in a series of seven concentric rings (google it). It was designed and constructed by the inventor Daedalus to confine the Minotaur.

While making my ABC Book Daedal Doodle I began to realize just how naturally the dictionary generated images, images that snapped together as easily as legos.

Other than being alphabetized the words were random. The narratives I came up with were bizarrely obtuse but strangely personal. The obtuse came from finding words I never knew existed and the personal from finding words I related to through past experiences—words that fit my personality, interests, sense of humor or just surprised me.


The Daedal Doodle Scholarship will be awarded to the student who most successfully creates an image that follows the word to drawing technique outlined below, what I call the Daedal Doodle Process.

- Explore a museum for a source word
- Based on the first letter of your museum source word, use the dictionary to create a list of at least 25 words that are new to you
- Next to each word write a short definition to help you visualize it - as illustrated on the yellow legal pad on the left
- Read and repeat reading your list - as you do ideas will start to appear
- Create your alliteration of at least two words-sometimes I've used as many as 5-let Daedal Doodle and your imagination be your guide - go to town
- Return to the dictionary, copy the alliterated words' full definitions then own them
- Create thumbnails, make your initial sketch-I will be coming back to class to crit the sketches-then go to finish and win \$1000.

Most of my final pieces in Daedal Doodle are in black and white, instead of worrying about color I focused on concept (think Albrecht Durer etchings meet Photoshop).

For the initial class, I used the Oceania Galleries at the Metropolitan to come up with the KAVATESQUE KHEDAH -illustrated top left-I was stunned by the absolutely looney, other worldly, Kavat mask in the New Guinea section of the Met's exhibit.

After finding the Kavat, I searched the letter K section of the dictionary to create my list, before I got too far I found the word Khedah, defined as a corral for wild elephants. My imagination felt like two colliding comets, as I immediately envisioned large scale Kavat's as the walls of the Khedah. I came up with this concept after a solid 15 minutes of reading the dictionary



Regardless of the scholarship, this exercise will give you experience in, and a system for, using words to create conceptually, thus providing a comfort level for illustrating books, scripts, articles or anything story driven. I believe if you approach this assignment with serious hard work you will gain confidence in your ability to conceptualize, with the added bonus of crossing the universe alphabetically.

Remember, to receive the scholarship students must present all sketches and dictionary list!

Any questions? You can find me at  
**ddscholarship@victorstabin.com**